


Features AC Series

- SMD
- High reliability
- Ultra thin and small leadless type
- For high mechanical demands available

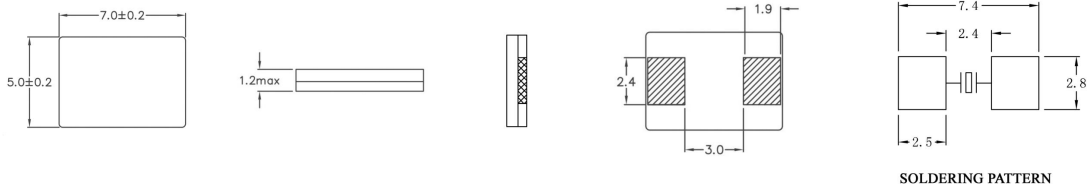


AC7050/2

Specification

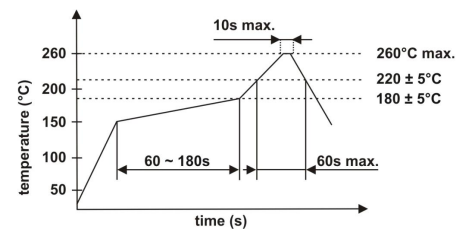
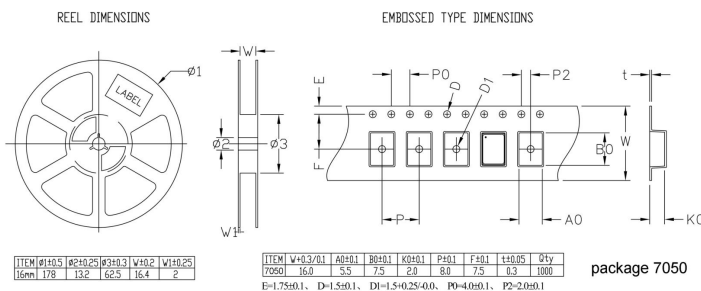
Type	AC7050/2	ESR (max.)
Frequency Range fundamental	6,0MHz ~ 30,0 MHz (AT cut)	6,0MHz ~ 10,0MHz = 80 Ohm
Frequency Range over tone	-	10,1MHz ~ 20,0MHz = 60 Ohm
Frequency Tolerance at 25°C	available $\pm 20 \sim \pm 50$ ppm	20,1MHz ~ 30,0MHz = 50 Ohm
Temperature Range	0°C ~ +70°C, or order code	
Load Capacitance CL	Standard: 12 pF, available ~ 32pF,SR	
Shunt Capacitance C0	7pF max.	
Aging	± 5 ppm/year max	
Storage Temperature	-55°C - +125°C	Temp. Tolerance (ppm)
Drive Level	100uW typ.	-20°C ~ +70°C available $\pm 20 \sim \pm 50$
RoHS	compliant	-40°C ~ +85°C available $\pm 20 \sim \pm 50$
Contents Of Reel	1000 pcs	-40°C ~ +125°C available $\pm 70 \sim 100$

Drawing (mm)



Tape dimension (mm)

Soldering profile



Order code

Q	- 10.000000M	- AC7050/2	- F	- 30	- 50	- D	- 12	- TR
Part	Frequency	Package	Mode of oscillation	Frequency tolerance	Temperature tolerance	Temperature range	Load capacitance	Option
Q=Quartz	M=MHz	AC7050/2	F=fund.	\pm ppm (25°C)	\pm ppm (Temp. range)	A= 0°C ~ +70°C B= -10°C ~ +60°C C= -10°C ~ +70°C D= -20°C ~ +70°C E= -40°C ~ +85°C F= -40°C ~ +105°C G= -40°C ~ +125°C	pF SR=series	TR=Tape and reel X=Special options
		/2 = 2 pads						